

Coronavirus: summary for Escambia County

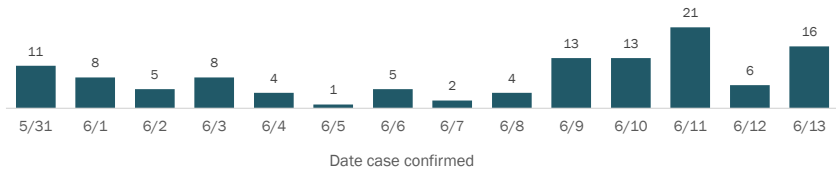
Data for Jun 14, 2020 (verified at 10 AM)

Data in this report are provisional and subject to change.

Confirmed cases

Total cases	985
Florida residents	779
Non-Florida residents	206
Gender for Florida residents	
Men	332
Women	447
Unknown	0
Age for Florida residents	
Range	0 - 105
Median age	52

Cases confirmed in Florida residents per day



Race, ethnicity	Cases	Hospitalizations	Deaths
White	351 (45%)	29 (43%)	24 (63%)
Hispanic	14 (2%)	0 (0%)	0 (0%)
Non-Hispanic	305 (39%)	29 (43%)	22 (58%)
Unknown ethnicity	32 (4%)	0 (0%)	2 (5%)
Black	287 (37%)	35 (52%)	11 (29%)
Hispanic	1 (0%)	0 (0%)	0 (0%)
Non-Hispanic	251 (32%)	33 (49%)	9 (24%)
Unknown ethnicity	35 (4%)	2 (3%)	2 (5%)
Other	25 (3%)	1 (1%)	1 (3%)
Hispanic	10 (1%)	0 (0%)	0 (0%)
Non-Hispanic	13 (2%)	1 (1%)	1 (3%)
Unknown ethnicity	2 (0%)	0 (0%)	0 (0%)
Unknown race	116 (15%)	2 (3%)	2 (5%)
Hispanic	7 (1%)	0 (0%)	0 (0%)
Non-Hispanic	2 (0%)	0 (0%)	0 (0%)
Unknown ethnicity	107 (14%)	2 (3%)	2 (5%)
Total	779	67	38

Outcomes for Florida residents

Escambia		
Hospitalizations	67	(9% of all cases)
Deaths	38	(5% of all cases)

Statewide

Hospitalizations	11,942	(16% of all cases)
Deaths	2,931	(4% of all cases)

Cases in facility staff/residents

Escambia		
Long-term care	277	(36% of all cases)
Correctional	13	(2% of all cases)

Statewide

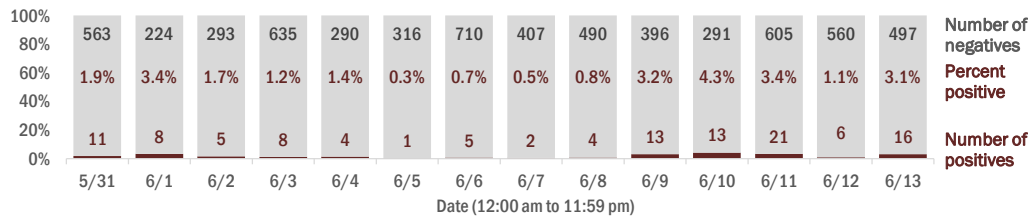
Long-term care	10,854	(15% of all cases)
Correctional	3,075	(4% of all cases)

Hospitalization counts include anyone who was hospitalized at some point during their illness. It does not reflect the number of people currently hospitalized.
Other race includes any person with a race of American Indian/Alaskan native, Asian, native Hawaiian/Pacific Islander, or other.

Laboratory testing for Florida residents and non-Florida residents over the past 2 weeks

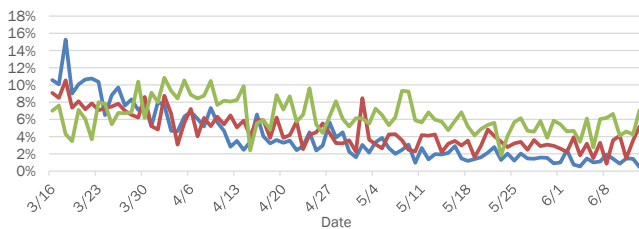
Number and percent of positive labs

These counts include the number of people for whom the department received laboratory results by day. This percent is the number of people who test positive for the first time divided by all the people tested that day, excluding people who have previously tested positive.

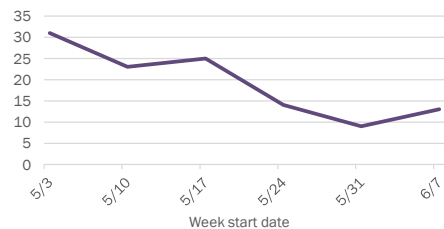


Emergency department (ED) and freestanding ED (FSED) chief complaint and admission data for Escambia County

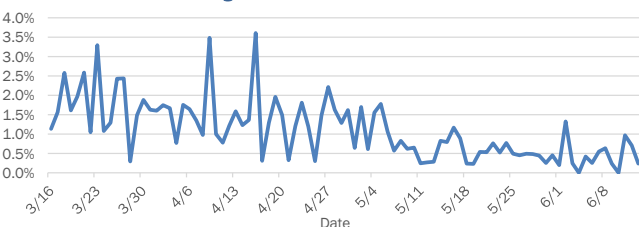
Daily percent of ED visits mentioning cough, fever, or shortness of breath



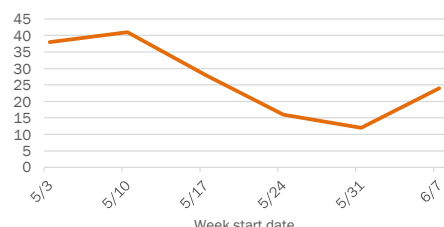
Weekly count of ED and FSED visits for influenza-like illness



Daily percent of ED visits resulting in cough-associated admissions



Weekly count of ED and FSED visits for COVID-like illness



The Electronic Surveillance System for the Early Notification of Community-Based Epidemics (ESSENCE-FL) includes chief complaint data from 211 of 212 Florida EDs and 74 of 79 Florida FSEDs. Data are transmitted electronically to ESSENCE-FL daily or hourly.