

New Message

Cancel

To: Eloise & 1 more...

complete. She is working on submitting what she has worked on and what has been received. Hoping to have that info by 9/30. Moving forward she will stay on top as it is her responsibility. She



iMessage



8:59

📶 85

New iMessage

Cancel

To: Eloise & 1 more...

forgot and yesterday realized end of year is approaching. So all is well and complete in that situation.

Eloise



E

Gerald Adcox

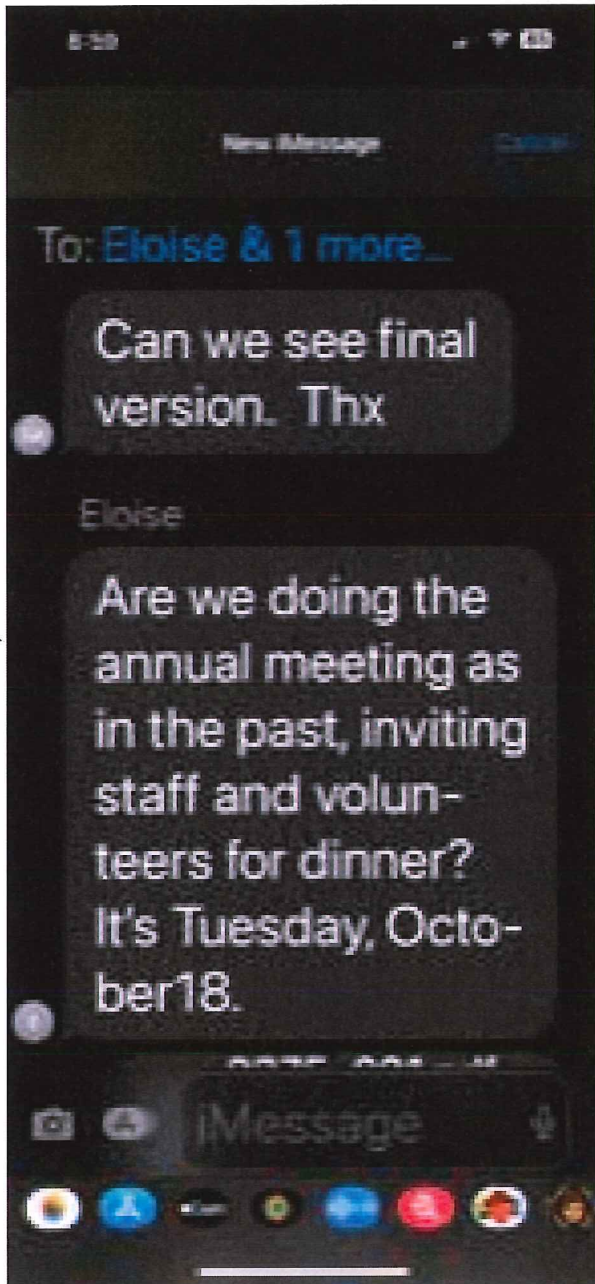


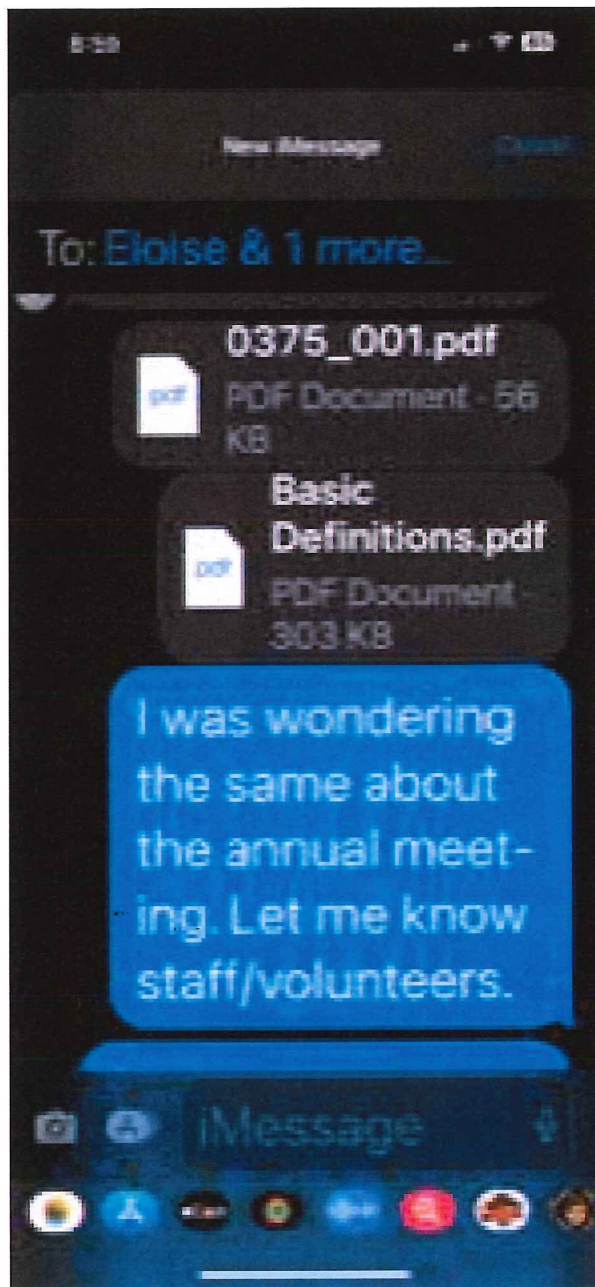
iMessage

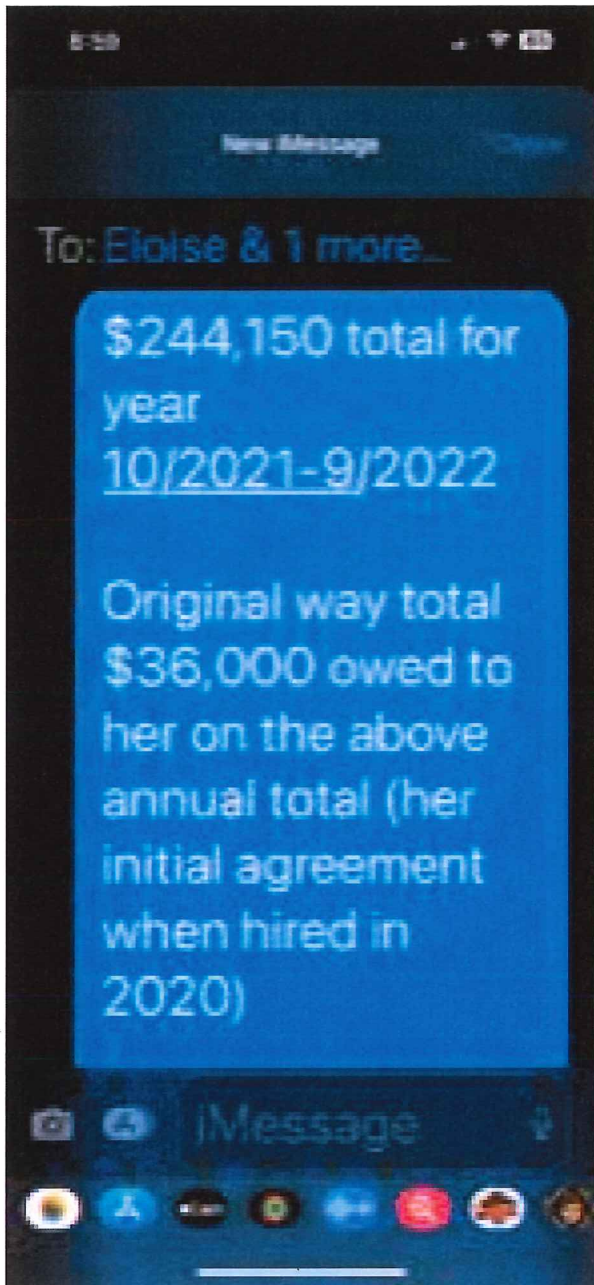


Cash









8:59

📶 85

New iMessage

Cancel

To: Eloise & 1 more...

Dan/Hank way  
\$45,000 owed to  
her (if we followed  
what those two  
submitted)

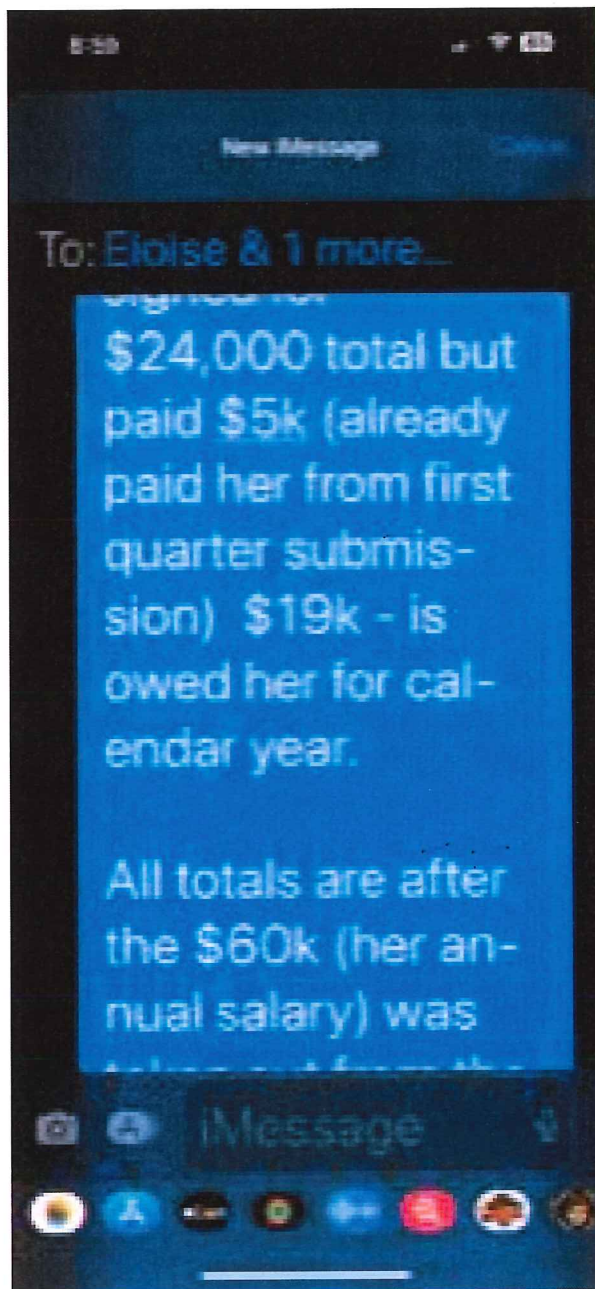
The way Manda  
re-wrote and we  
signed for -

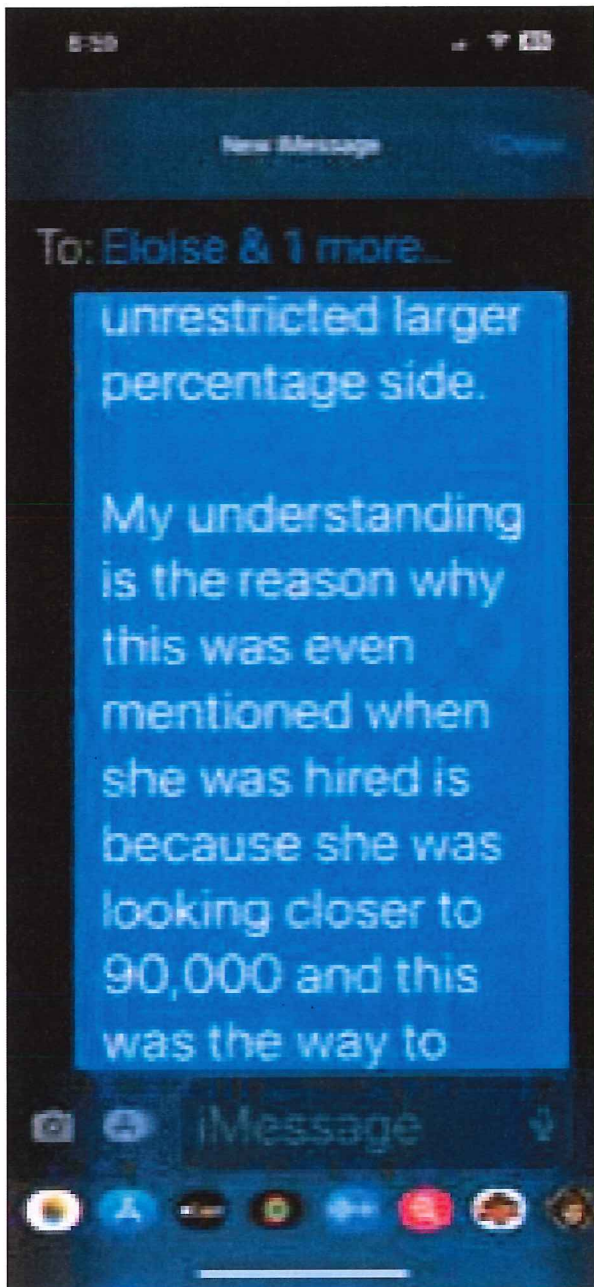


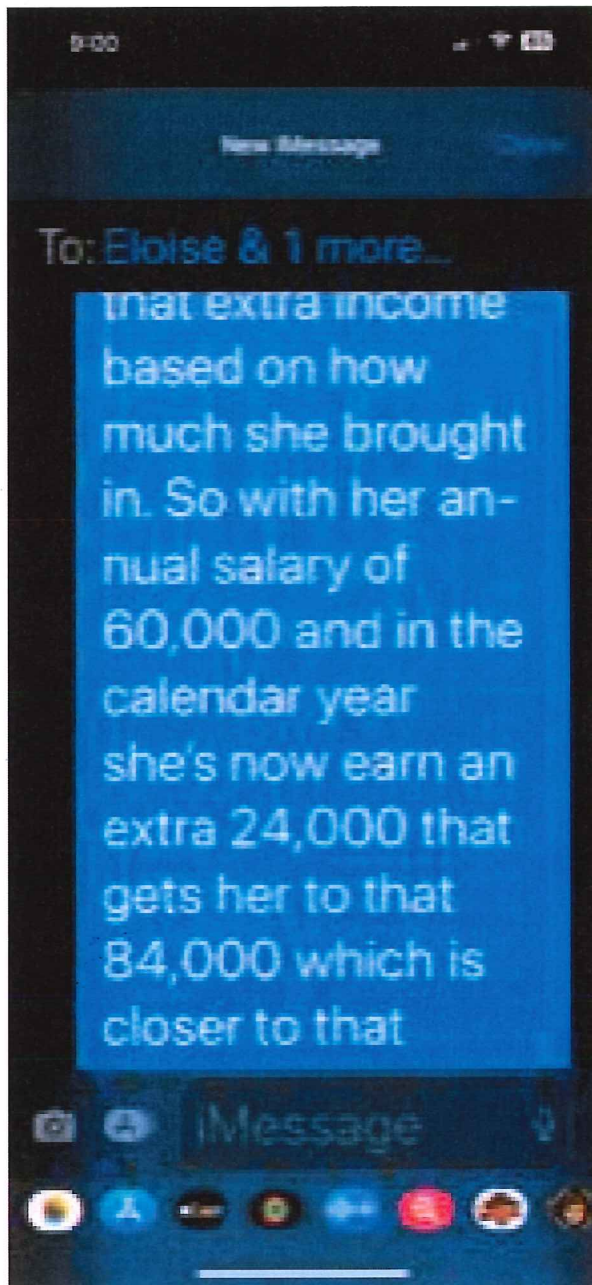
iMessage











9:00

85

New iMessage

Cancel

To: Eloise & 1 more...

84,000 which is closer to that 90,000. That's a lot of number so let me know if you're confused.



Eloise

I think I understand.

Deborah and Andy



iMessage



9:00

85

New iMessage

Cancel

To: Eloise & 1 more...

lot of number so  
let me know if  
you're confused.



Eloise

I think I under-  
stand.

Barbara and Andy  
should receive this  
info too.

E



iMessage





Reserve Plan Summary of Development

Reserve plan becomes active upon \$25,000 in reserve monies through contribution of 10% of all activities funding. Reserve plan is an annual plan and runs concurrently with Humane Society's fiscal year ending on October 31 and ending on September 30. Once established, the plan will be provided quarterly from reports received by Division of Development with verification.

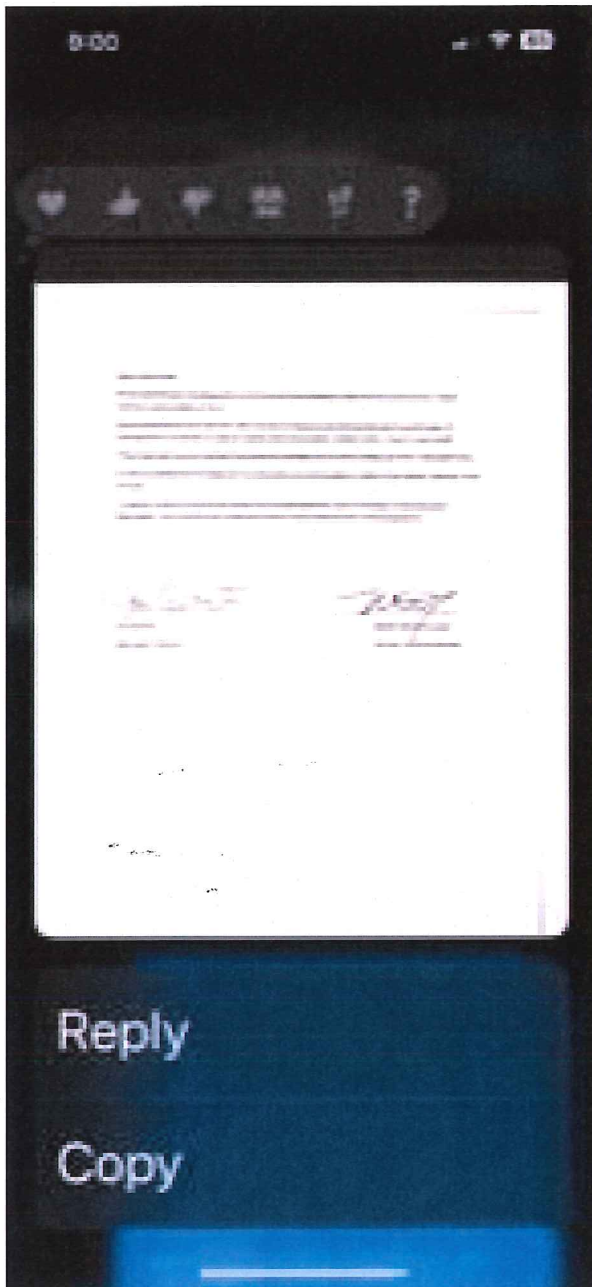
Reserve Plan is based on the following formula: base salary is \$60,000

Reserve Balance	Percent of Base Salary	Reserve
\$0-\$25,000	5%	\$3,000
\$25,000-\$50,000	10%	\$6,000
\$50,000-\$75,000	15%	\$9,000
\$75,000-\$100,000	20%	\$12,000
\$100,000-\$150,000	30%	\$18,000
\$150,000-\$200,000	40%	\$24,000
\$200,000-\$300,000	50%	\$30,000
\$300,000-\$1,000,000	75%	\$45,000

Unrestricted Reserves	Percent of Base Salary	Reserve
\$0-\$25,000	5%	\$3,000
\$25,000-\$50,000	10%	\$6,000
\$50,000-\$75,000	15%	\$9,000
\$75,000-\$100,000	20%	\$12,000
\$100,000-\$150,000	30%	\$18,000
\$150,000-\$200,000	40%	\$24,000
\$200,000-\$300,000	50%	\$30,000
\$300,000-\$1,000,000	75%	\$45,000

Reply

Copy



Manda