

FIMR Region 1 Profile

Case Review Team

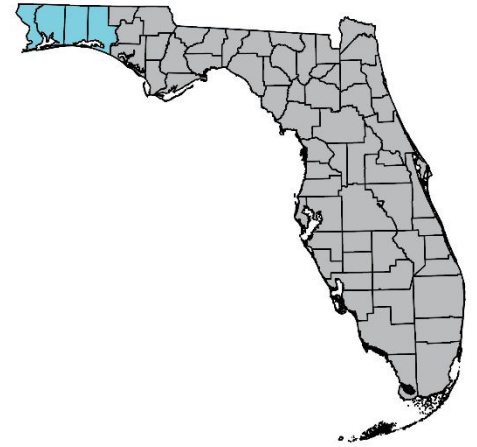
Escambia County Healthy Start Coalition, Inc.

Community Action Groups


Escambia County Healthy Start Coalition, Inc.

Healthy Start Coalition of Santa Rosa County, Inc.


Healthy Start Coalition of Okaloosa and Walton Counties, Inc.



Fetal Mortality Data

	Region 1 			Florida			Top 5 Leading Causes of Death, 2020-2024 (n=230)		
Year	Deaths	Births	Rate	Deaths	Births	Rate	Cause of Death	Count	Percent
2020	41	8,943	4.6	1,445	209,645	6.8	Complications of Placenta, Cord and Membranes	53	23.0
2021	39	9,451	4.1	1,572	216,189	7.2	Maternal Conditions That May Be Unrelated to Present Pregnancy	32	13.9
2022	56	9,224	6.0	1,523	224,403	6.7	Maternal Complications of Pregnancy	30	13.0
2023	53	9,080	5.8	1,487	221,413	6.7	Congenital Malformations, Deformations and Chromosomal Abnormalities	21	9.1
2024	41	9,346	4.4	1,447	223,831	6.4	Unspecified Cause	20	8.7

Infant Mortality Data

	Region 1 			Florida			Top 5 Leading Causes of Death, 2020-2024 (n=319)		
Year	Deaths	Births	Rate	Deaths	Births	Rate	Cause of Death	Count	Percent
2020	54	8,943	6.0	1,213	209,645	5.8	Congenital Malformations, Deformations and Chromosomal Abnormalities	63	19.7
2021	61	9,451	6.5	1,267	216,189	5.9	Unintentional Injuries	44	13.8
2022	73	9,224	7.9	1,346	224,403	6.0	Disorders Related to Short Gestation and Low Birth Weight	33	10.3
2023	66	9,080	7.3	1,339	221,413	6.0	Bacterial Sepsis of Newborn	16	5.0
2024	65	9,346	7.0	1,275	223,831	5.7	Maternal Complications of Pregnancy	16	5.0

Data Source: FLHealthCHARTS